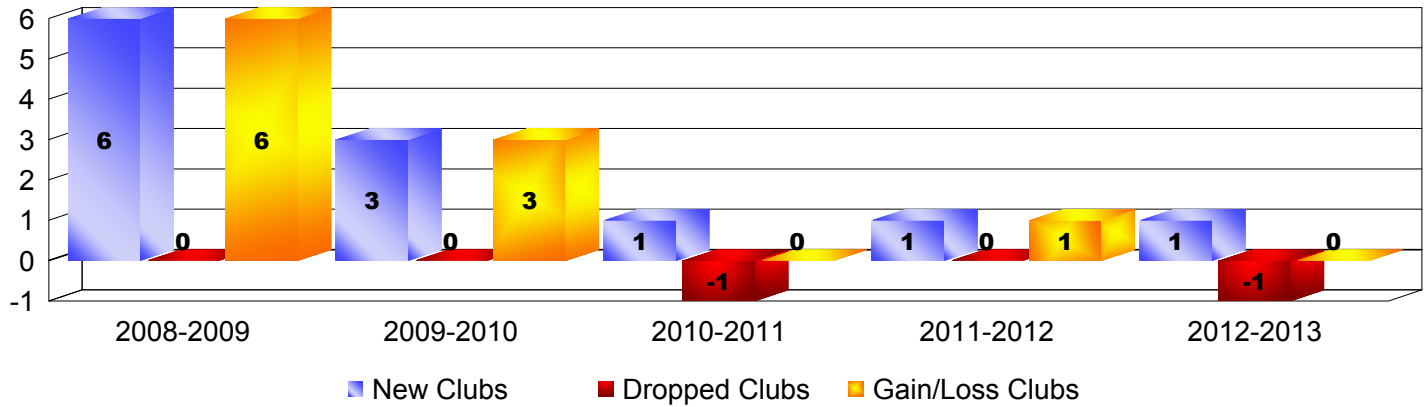
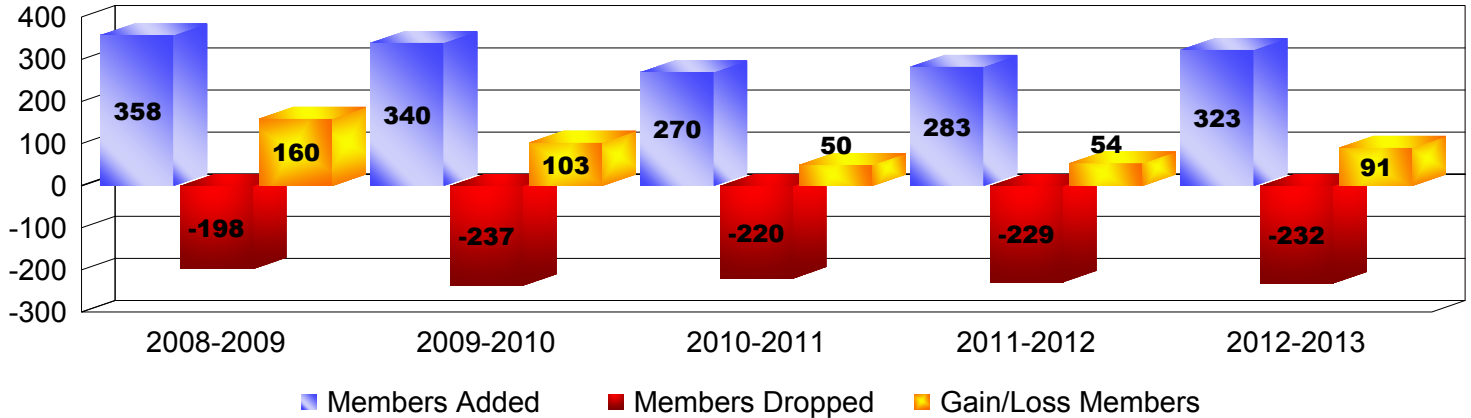


Year	New Clubs	Dropped Clubs	Gain/Loss Clubs	New Members	Charter Members	Reinstate Members	Transfer Members	Total Member Added	Total Members Dropped	Gain/Loss Members
2008-2009	6	0	6	195	151	5	7	358	-198	160
2009-2010	3	0	3	216	121	2	1	340	-237	103
2010-2011	1	-1	0	235	27	4	4	270	-220	50
2011-2012	1	0	1	233	42	6	2	283	-229	54
2012-2013	1	-1	0	315	1	3	4	323	-232	91
Average	2	0	2	239	68	4	4	315	-223	92

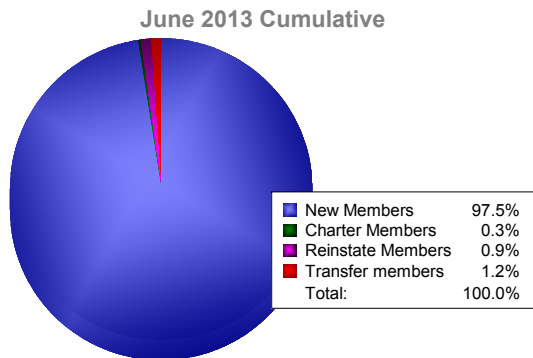
Clubs



Members



Membership Composition



Gender Comparison

